

S71


Table

TYPE:

PROJECT NAME:



FINISH




WHITE GOLD

WHITE STRUCTURE




WHITE SILVER

WHITE STRUCTURE




BRONZE GOLD

BRONZE STRUCTURE




BRONZE SILVER

BRONZE STRUCTURE



BLACK GOLD

BLACK STRUCTURE



BLACK SILVER

BLACK STRUCTURE

(ALSO AVAILABLE IN WHITE WHITE)



**S71
SMALL**
AX044

SHADE: Ø7.9"X5.5"H

BASE: Ø2.8"

TOTAL HEIGHT: 15.8"

1X60W MAX E12
CANDELABRA BASE
INCANDESCENT
OR
1X13W E12
CANDELABRA BASE
LOW ENERGY
UL COMPATIBLE
VERSION AVAILABLE



**S71
MEDIUM**
AX045

SHADE: Ø16.5"X8.3"H

BASE: Ø3.5"

TOTAL HEIGHT: 23.6"

1X100W MAX E26
MEDIUM BASE
INCANDESCENT OR
1X23W MAX E26
MEDIUM BASE LOW
ENERGY
UL COMPATIBLE
VERSION AVAILABLE



**S71
BIG**
AX046

SHADE: Ø24"X11"H

BASE: Ø6.3"

TOTAL HEIGHT: 67"

1X100W MAX E26
MEDIUM BASE
INCANDESCENT OR
1X23W MAX E26
MEDIUM BASE LOW
ENERGY
AVAILABLE IN
UL COMP VERSION



**S71
XXL**
AX018

SHADE: Ø33" X 15.7"H

BASE: Ø9.3"

TOTAL HEIGHT: 86.7"

1X100W MAX
E26 MEDIUM
BASE INCANDESCENT
OR 1X23W MAX E26
MEDIUM BASE LOW
ENERGY
AVAILABLE IN
UL COMP VERSION



SPECIFICATION SHEET