

# MEMORY

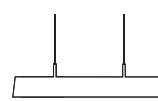
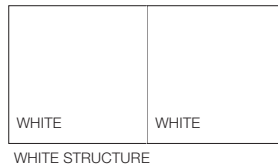
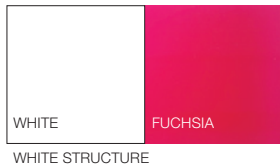





**TYPE:**

Suspension

**PROJECT NAME:**



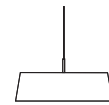
## FINISH



**RECTANGULAR**  
AX026

SHADE:  
39.4"X8.7"X6.7"H

2X100W MAX E26  
MEDIUM BASE  
INCANDESCENT OR  
2X23W MAX LOW  
ENERGY



**BIG**  
AX027

SHADE: 35.4"X35.4"X13.7"  
CANOPY 5.5" X 5.5"  
1X100W MAX E26  
MEDIUM BASE  
INCANDESCENT OR  
1X23W MAX LOW ENERGY



intertek

SPECIFICATION SHEET